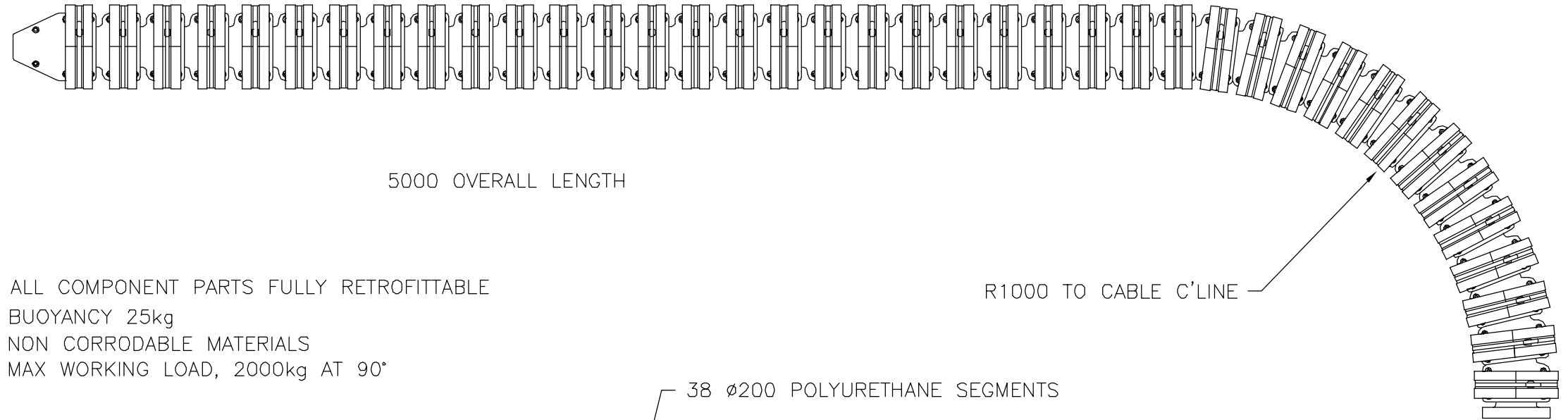


DRWG No
10-2926

THIRD ANGLE PROJECTION. DIMNS. IN MM

SCALE 1:2



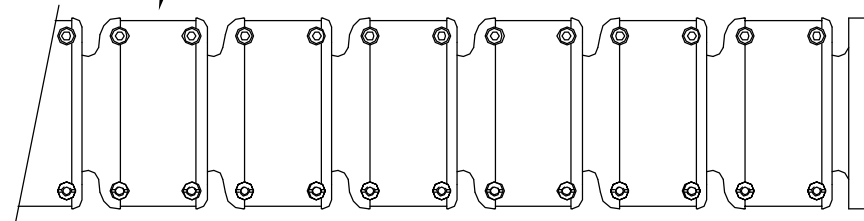
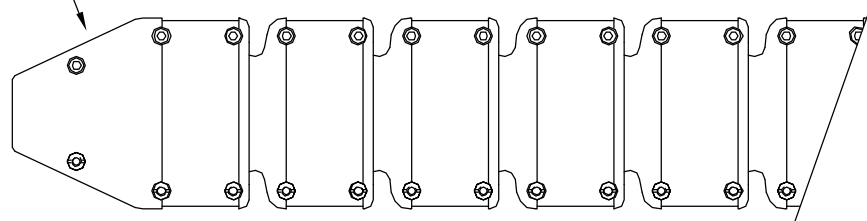
ALL COMPONENT PARTS FULLY RETROFITTABLE
 BUOYANCY 25kg
 NON CORRODABLE MATERIALS
 MAX WORKING LOAD, 2000kg AT 90°

R1000 TO CABLE C'LINE

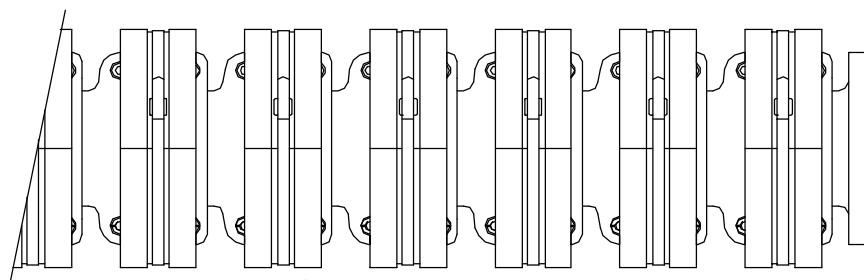
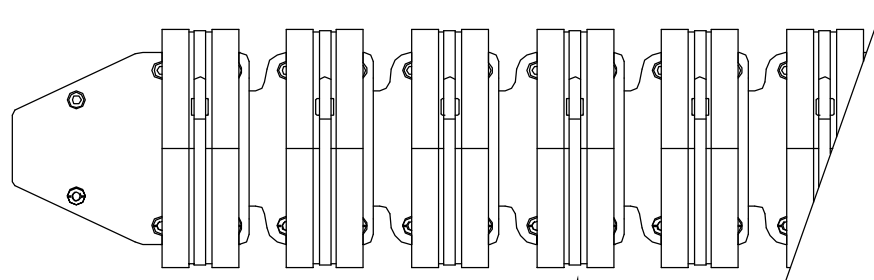
38 Ø200 POLYURETHANE SEGMENTS

INTERFACE, MATERIAL AND DETAIL TO SUIT APPLICATION

NOSE CONE



SHOWN WITHOUT BUOYANCY SHELLS



ST. STEEL STRAP

BUOYANCY SHELL

| | | | | | | | | | | |
|------------------|----------|--------|-----|--|--|--|----------------------------------|--------|---|---------------------|
| DATE 14Feb'00 | | | | CWA DESIGN COPYRIGHT NOT TO BE USED OR RE- PRODUCED WITHOUT EXPRESS PERMISSION FROM CWA CWA PRODUCTS LIMITED HOOK BASINGSTOKE HANTS | TOLERANCES :- UNLESS OTHERWISE STATED NO DEC PLACE ±0.5 ANGULAR ±¼° 1 DEC PLACE ± 0.3 2 DEC PLACE ±0.15 HOLES UP TO 12.7mm +0.10mm -0 ALL COAXIAL DIAS CONCENTRIC WITHIN 0.05mm ALL HOLES ON PITCH CIRCLES WITHIN 0.10mm OF TRUE POS. | REMOVE ALL SHARP EDGES WITH 0.40 RAD OR CHAMFER UNLESS OTHERWISE STATED | MATERIAL | FINISH | SURFACE FINISH 0.8 UNLESS OTHERWISE STATED | |
| DRAWN fjj | | | | | | | | | | DRWG No. 10-2926 |
| SCALE NTS | 14Feb'00 | | 1 | | | | TITLE BUOYANT BEND RESTRICTOR | | | |
| CHECKED | DATE | C.NOTE | ISS | | | | | | | |